


Directional 4x4MiMo 4G/5G Antenna

WMM4G-6-60

PANORAMA ANTENNAS



4x4 MiMo directional antenna for 4G/5G
4x CAT18 617-960/1710-6000MHz elements
Suitable for wall or mast mounting

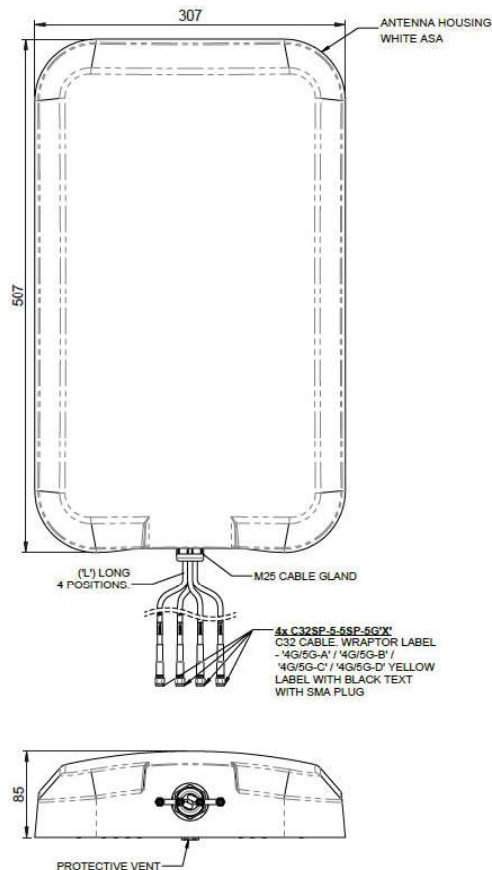
The WMM4G-6-60 is a high directional gain 4x4 MiMo signal boosting antenna for 4G and 5G networks. Incorporating four separately fed wideband element assemblies in a single housing the WMM4G-6-60 is equipped to provide client side MiMo support for 4G and 5G networks offering 6dBi of peak gain at 617-960MHz and 9dBi peak gain at 1710-6000MHz.

The weather resistant housing is designed for wall mounting and wall and mast mount brackets are provided. Supplied with fitted low loss double shielded cable for cellular/LTE the WMM4G-6-60 minimises exposed connector joints and simplifies cable management for easy installation.

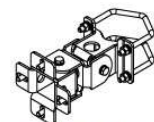
The WMM4G-6-60 is a cost effective value added product for network operators and service providers ensuring a stable link with improved data rates for subscribers thereby improving satisfaction and retention.

Technical Drawing

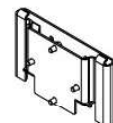
WMM4G-6-60-5SP Shown



OPERATING FREQUENCIES:
4G/5G-A: 617-960/1710-6000 MHz
4G/5G-B: 617-960/1710-6000 MHz
4G/5G-C: 617-960/1710-6000 MHz
4G/5G-D: 617-960/1710-6000 MHz



MAST MOUNT BRACKET
SUPPLIED LOOSE



WALL MOUNT BRACKET
SUPPLIED LOOSE



ISO VIEW
SCALE 1:10

Directional 4x4MiMo 4G/5G Antenna

WMM4G-6-60

PANORAMA  ANTENNAS

Product Data

Part No.

WMM4G-6-60-5SP

Electrical Data

Frequency range (MHz)	4x 4x 617-960/1710-6000
Operational bands	4x 4G/5G
Radiation pattern	Directional
Nominal polarisation	+/- 45deg / Vertical
Peak gain	617-960MHz
(excl cable loss)+	1710-6000MHz
	6dBi
	9dBi
Efficiency - excluding cable loss (all bands)	> 60%
Correlation co-efficient (all bands)	< 0.2
Max input power (W)	20 Watts
Nominal impedance	50Ω

Mechanical Data

Dimensions (mm)	Height	507 (19.96")
	Width	307 (12.01")
	Depth	85 (3.34")
Operating temp (°C)	-40° / +80°C (-40° / 176°F)	
Material	ASA	
Colour	White	
IP Rating	IP66	
Radome material certifications	UL94-HB, UL746C-f2	
Weight (g)	5100	
Survival wind speed (m/s)	55	
Typical wind load @ 45 m/s (N)	200	

Mounting Data

Fixing	wall mount / flush wall mount /mast mount
Mounting bracket material	Coated steel / Aluminium / Stainless Steel
Pole diameter (mm)	20-50 / (0.78 - 1.96")

Cable & Connector Data

Cable Type	CS32 FRZH (Meets EN6722 / EN45545-2)
Diameter (mm)	5 (0.2")
Length (m)	5 (16.4')
Connector	SMA(m) x 4

+ Peak gain derived from CST Microwave Studio and excludes cable loss.

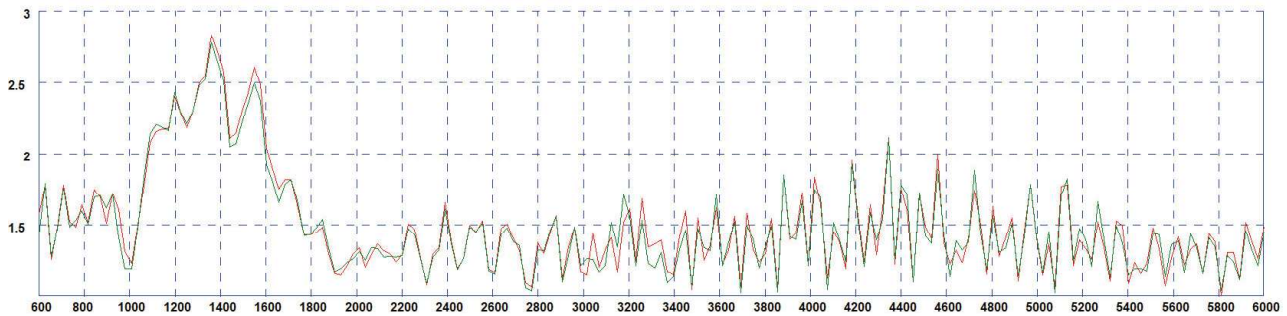
Directional 4x4MiMo 4G/5G Antenna

WMM4G-6-60

PANORAMA ANTENNAS

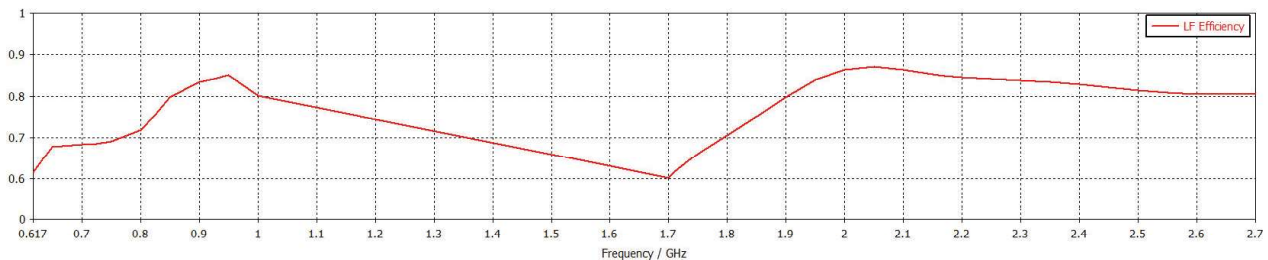
Electrical Data

Typical VSWR*



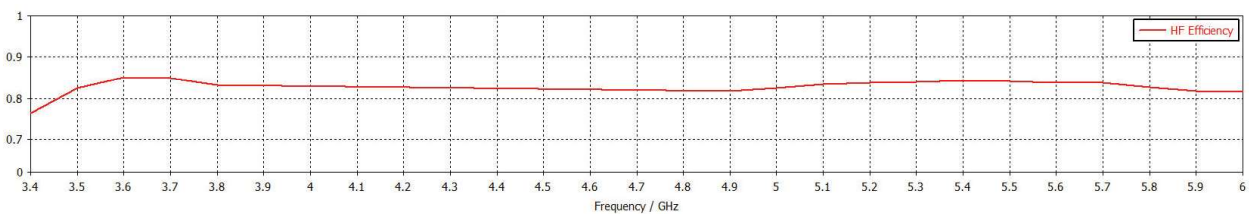
*VSWR for elements assemblies 1 and 2 measured with 5m (16') of CS32 cable.

Typical Efficiency 617-2700MHz*



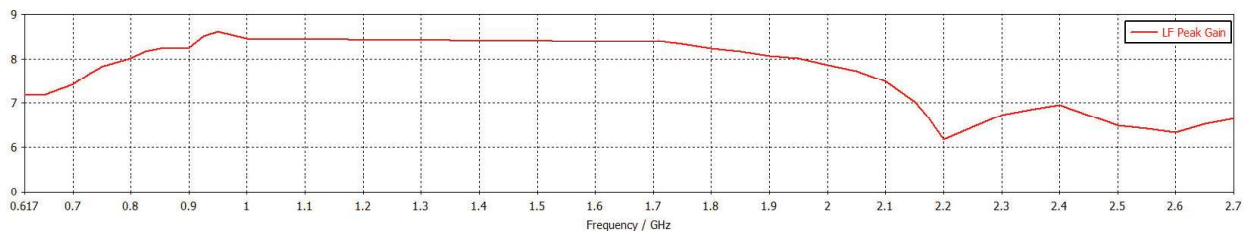
*Efficiency simulated in CST Microwave Studio excluding cable loss.

Typical Efficiency 3400-6000MHz*



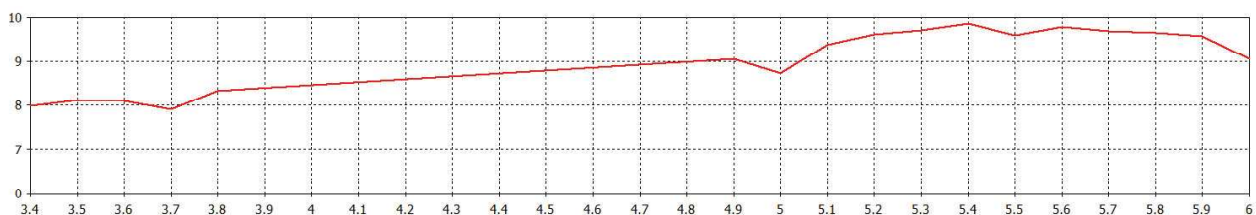
*Efficiency simulated in CST Microwave Studio excluding cable loss.

Typical Swept Gain 617-2700MHz*



*Swept gain simulated in CST Microwave Studio excluding cable loss.

Typical Swept Gain 3400-6000MHz*



*Swept gain simulated in CST Microwave Studio excluding cable loss.

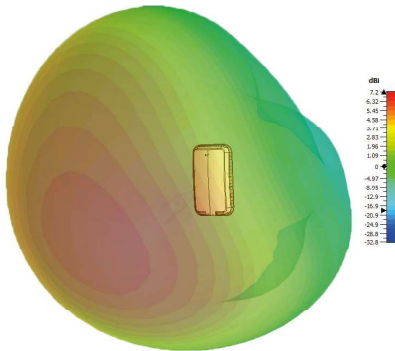
Directional 4x4MiMo 4G/5G Antenna

WMM4G-6-60

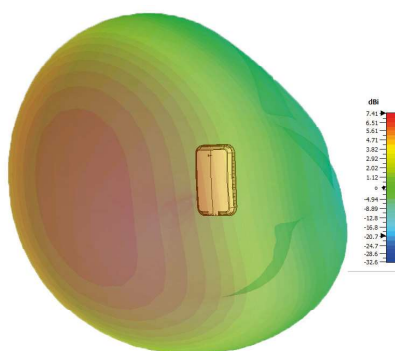
PANORAMA ANTENNAS

3D Patterns

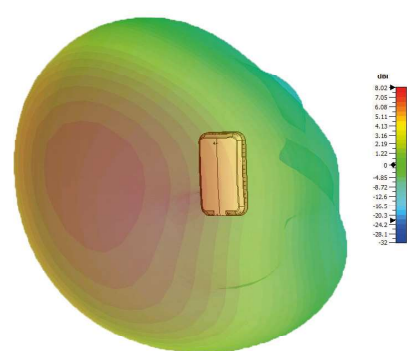
Typical 3D Pattern 617MHz*



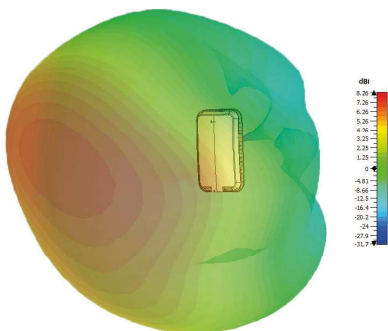
Typical 3D Pattern 700MHz*



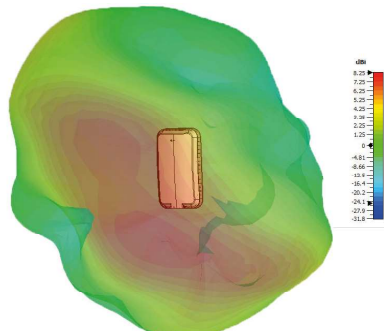
Typical 3D Pattern 800MHz*



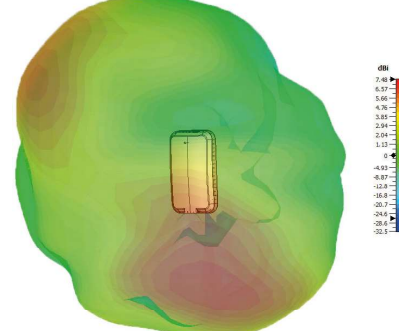
Typical 3D Pattern 900MHz*



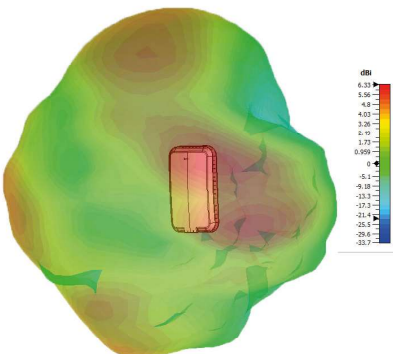
Typical 3D Pattern 1800MHz*



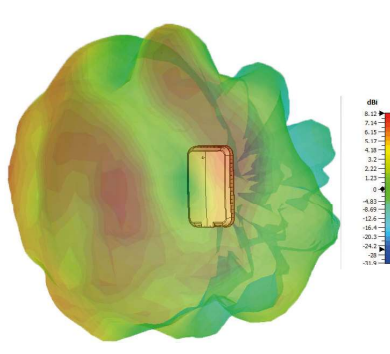
Typical 3D Pattern 2100MHz*



Typical 3D Pattern 2600MHz*



Typical 3D Pattern 3600MHz*



Typical 3D Pattern 5600MHz*

